

How to get the MyChart App on your mobile device

iPhone/iOS

Android

1. MAKE SURE YOU'RE ON WI-FI.

How to know: You're on Wi-Fi if you see the Wi-Fi symbol. The Wi-Fi symbol is at the top of your phone.

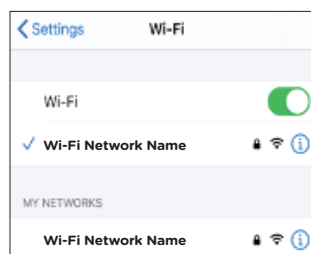


If you're NOT on Wi-Fi, go to Settings.

- The Settings symbol looks like gears.
- Touch the symbol.
- Next, touch "Wi-Fi."



- Touch the Wi-Fi button to make it green (see image).
- Wi-Fi names are under "My Networks." A check mark means you're on Wi-Fi.
- Touch a Wi-Fi name (network) if there's no check mark. Pick a network you know the password for.



2. GO TO APP STORE

App Store (iOS) or Google Play (Android).

- You'll find the symbol on your phone screen.
- Touch the symbol.




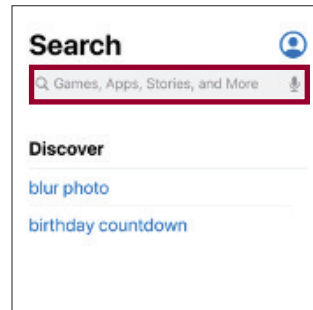
Continued »

iPhone/iOS

Android

3. USE YOUR SEARCH BAR IN THE APP STORE OR GOOGLE PLAY

- Type in “MyChart”
- Press “Search” (iOS) or use the search symbol (Android).



4. GET THE MYCHART APP

How to do it:

- Press “Get” (iOS).
- Press “Install” (Android)
- Follow any directions shown to download the app.

